

Hand cleaning compliance in healthcare facilities, Q3 of 2018/19

Prepared by the Provincial Hand Hygiene Working Group of British Columbia (PHHWG)

March 2019

Mission: To create a comprehensive provincial program that will improve and sustain hand hygiene culture, in order to decrease the transmission of healthcare-associated infections in BC healthcare facilities

What is hand cleaning?

Hand cleaning means using an alcohol-based hand rub or soap and water to kill or remove germs on hands.

Why is hand cleaning important?

Patients in acute care facilities and residents in residential care facilities are vulnerable to healthcare-associated infections, a leading cause of death for people receiving care within our health care system. Germs can easily be transmitted through direct person-to-person contact, or by touching contaminated surfaces or equipment. Hand cleaning is a simple and effective way of reducing the spread of germs, and is the responsibility of all individuals involved, including patients/residents, visitors, and healthcare providers.

Why do we measure hand cleaning compliance?

Healthcare providers, including nursing staff, physicians, clinical support services, and others such as housekeeping staff, should lead by example in maintaining good hand hygiene. They move frequently between patients/residents, and from room to room, while providing care or working in the patient/resident's room. This movement provides chances for germs to be spread by hands and to surfaces. Monitoring hand cleaning practice is vital to improve compliance and, in turn, reduce infections in healthcare settings.

How do we measure hand cleaning compliance?

Every quarter, trained auditors observe a sample of healthcare providers, and record whether they clean their hands at the appropriate times, i.e. before and after touching a patient or the patient's immediate environment (e.g., changing bed linen, touching a bed rail, clearing a bedside table, etc.). The percentage score reports how often healthcare providers clean their hands when required to do so during an audit. Wearing gloves is not a substitute for hand cleaning.

Why is the compliance being publicly reported?

Improving hand cleaning compliance is a key measure to reduce healthcare-associated infections. Reporting on performance provides transparency to the public, and assists healthcare facilities in care quality improvement.

How are we doing?

The provincial hand cleaning compliance was 83% in acute care facilities (ACF) and 88% in residential care facilities (RCF) during quarter 3 (Q3) of 2018/19, both surpassing the provincial target of 80%. In acute care facilities, compliance before contact with a patient or the patient's immediate environment was significantly lower than compliance after contact (76% vs. 88%), and compliance among physicians (70%) was lower than other healthcare providers.

What are we doing to improve compliance?

1. Encouraging all health care providers to incorporate hand cleaning into their practice routines
2. Ensuring that hand cleaning products are readily available for all staff, patients, and residents
3. Reporting performance back to unit staff, senior leaders, physicians, and the public
4. Targeting educational and promotional activities to increase hand cleaning knowledge and awareness
5. Identifying new initiatives and opportunities to improve the compliance before patient contact and to engage physicians more effectively

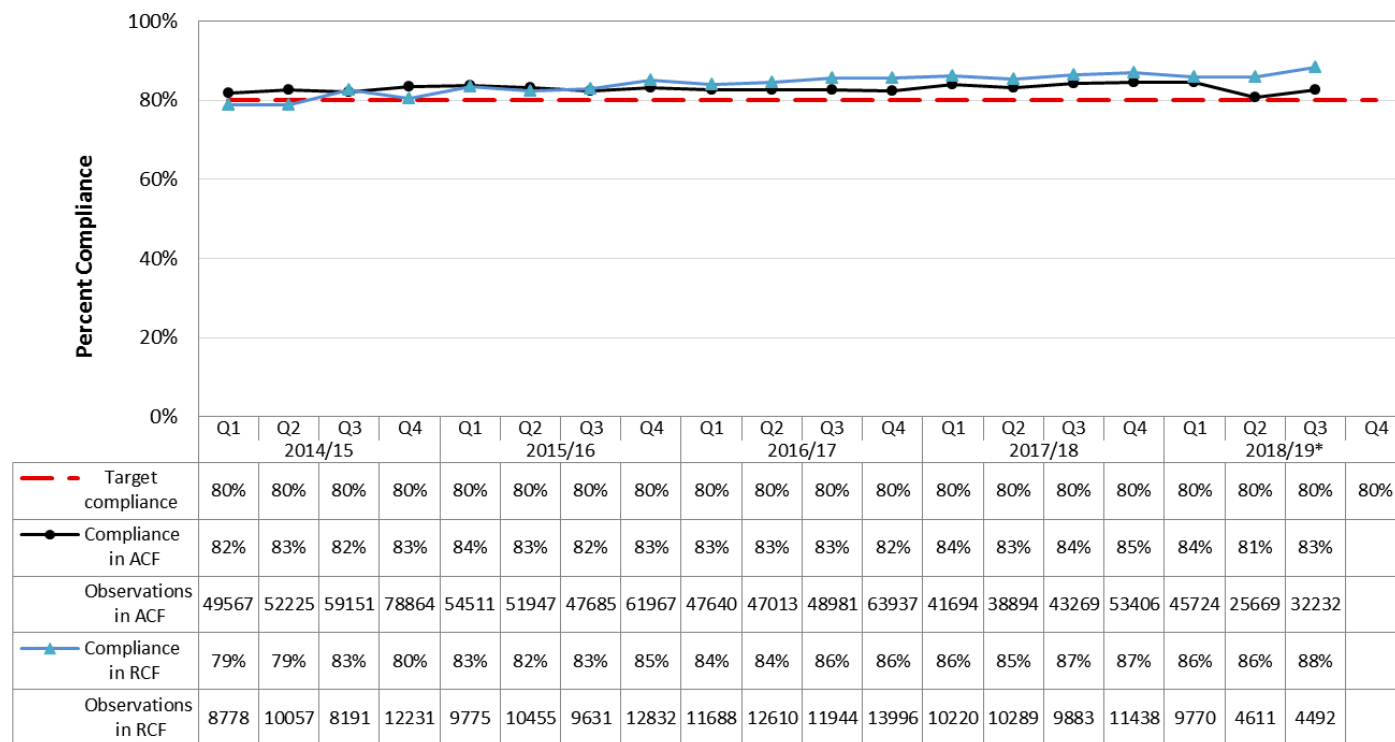
Expectation	100%	while recognizing positive improvement
Performance target	80%	of hand cleaning opportunities taken
Performance in Q3 2018/19		
Acute care facilities	83%	Of 32,232 opportunities observed
Residential care facilities	88%	of 4,492 opportunities observed

Note: In the following graphs,

- 1) The hand cleaning compliance rates below are based on audits performed at all acute care facilities and residential care facilities which are owned/operated by or affiliated with the health authority in the province. The provincial target for hand cleaning compliance, established by the provincial Hand Hygiene Working Group (PHHWG) in 2011, was to achieve 80% by the end of fiscal year 2014/15 (March 31, 2015).
- 2) Data were aggregated by fiscal quarter (Q3 2018/19: September 21 – December 13, 2018) for Fraser Health, Vancouver Coastal Health (including Providence Health Care), Island Health, and Northern Health, and by calendar quarter (Q3 2018/19: October 1 – December 31, 2018) for Interior Health and Provincial Health Services Authority.
- 3) The time frame of each fiscal quarter varied by fiscal year and there were more days in fiscal quarter Q4 than in Q1, Q2, and Q3 of each fiscal year.
- 4) Variations exist in auditing strategy and method among the health authorities. Audits in Interior Health were performed by infection control practitioners and university co-op program students for both acute care facilities and residential care facilities. All audits in the facilities of Providence Health Care were performed by infection control practitioners. Provincial Health Services Authority employs co-op program students to perform the audits. In Vancouver Coastal Health (excluding Providence Health Care), Island Health, and Northern Health, the audits in the large acute care facilities were performed by infection control practitioners or dedicated auditors, while in the small acute care facilities and all residential care facilities, audits were completed by staff from the same facilities (self-auditing). As of Q2 in 2018/19, Fraser Health employs co-op program students as regional hand hygiene auditors in acute care facilities, while all residential care facilities self-audit. Therefore, **direct comparison of the percent compliances between health authorities or between acute care facilities and residential care facilities is not recommended.**

A. Overall hand cleaning compliance in BC

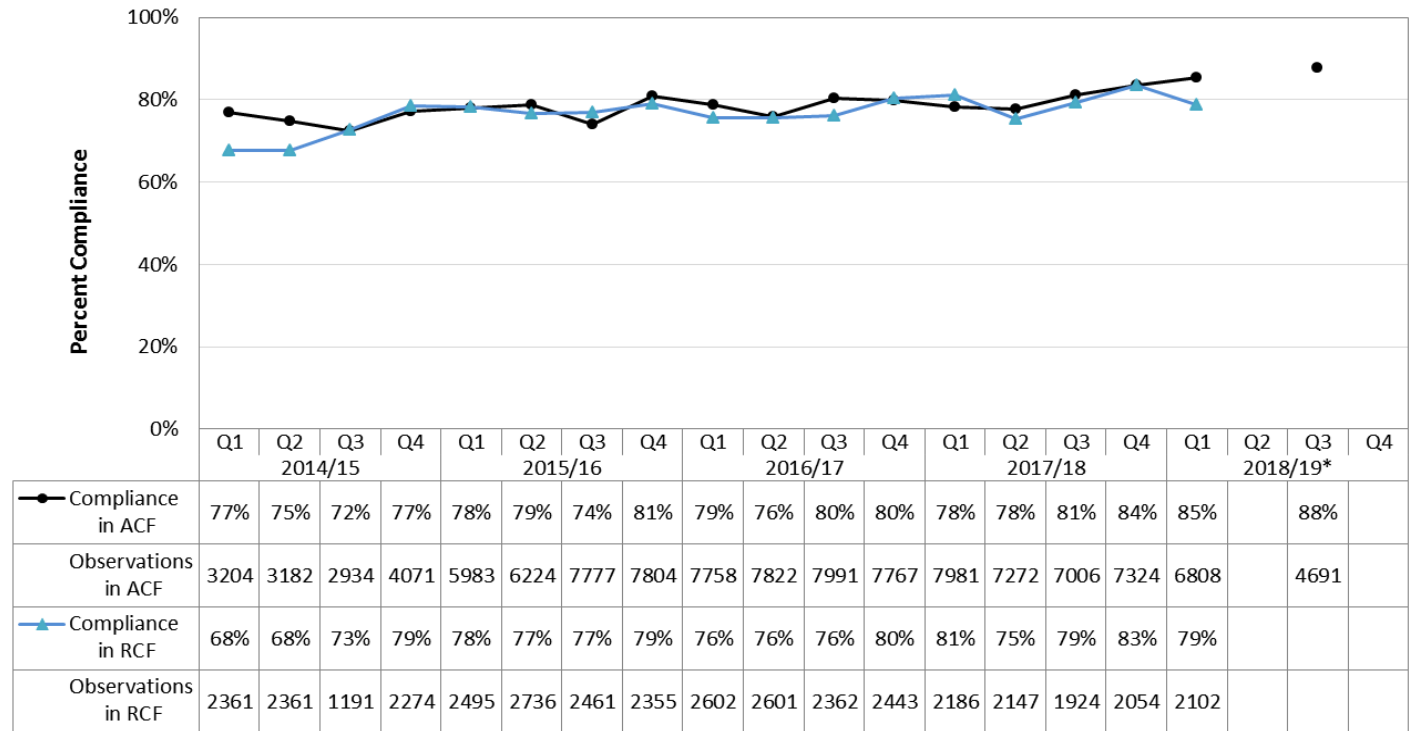
Figure 1. Provincial hand cleaning compliance in acute care facilities (ACF) and residential care facilities (RCF) by quarter and year, 2014/15 – 2018/19



* There were changes in reporting of the audit data in Interior Health and Fraser Health from Q2 of 2018/19 and onward, see notes under each health authority for details.

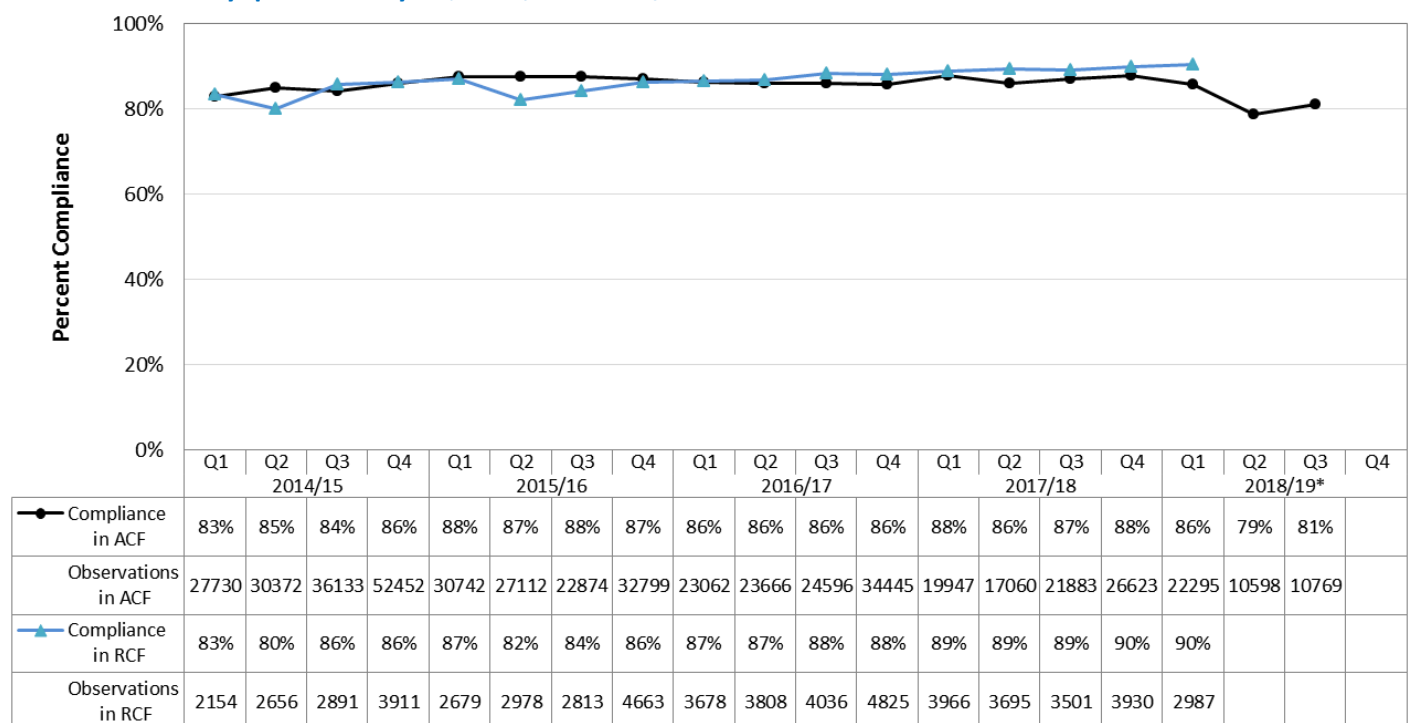
B. Hand cleaning compliance by health authority

Figure 2. Overall hand cleaning compliance in acute care facilities (ACF) and residential care facilities (RCF) in Interior Health by quarter and year, 2014/15 – 2018/19



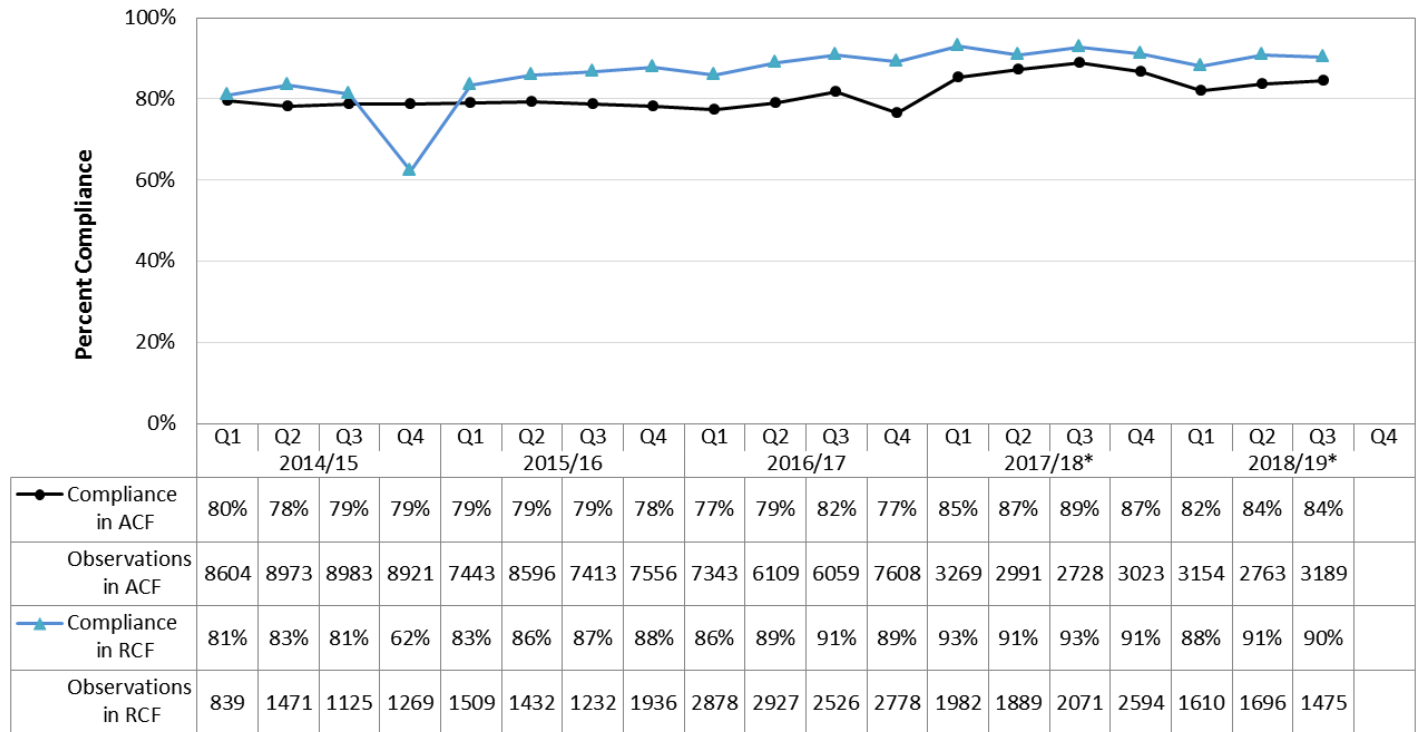
* Due to upgrading of hand hygiene auditing information system, the audit data in both acute care and residential care facilities were not available for Q2 of 2018/19 and only some of acute care facilities' data were available for Q3 of 2018/19.

Figure 3. Overall hand cleaning compliance in acute care facilities (ACF) and residential care facilities (RCF) in Fraser Health by quarter and year, 2014/15 – 2018/19



* FHA modified the reporting of audit data from Q2 of 2018/19 and onward such that only the observations performed by the regional hand hygiene auditors in acute care facilities were included. Audit data by site auditors in acute care facilities and all residential care facilities were not included.

Figure 4. Overall hand cleaning compliance in acute care facilities (ACF) and residential care facilities (RCF) in Vancouver Coastal Health by quarter and year, 2014/15 – 2018/19



Audit data from both acute care and residential care facilities of Providence Health Care (PHC) were included

* Vancouver Coastal Health (except PHC) modified their hand hygiene auditing monitoring program from Q1 2017/18 to focus more on “in-the-moment” feedback and quality improvement. Observations performed following feedback in the same fiscal period were not included.

Figure 5. Overall hand cleaning compliance in acute care facilities (ACF) and residential care facilities (RCF) in Island Health by quarter and year, 2014/15 – 2018/19

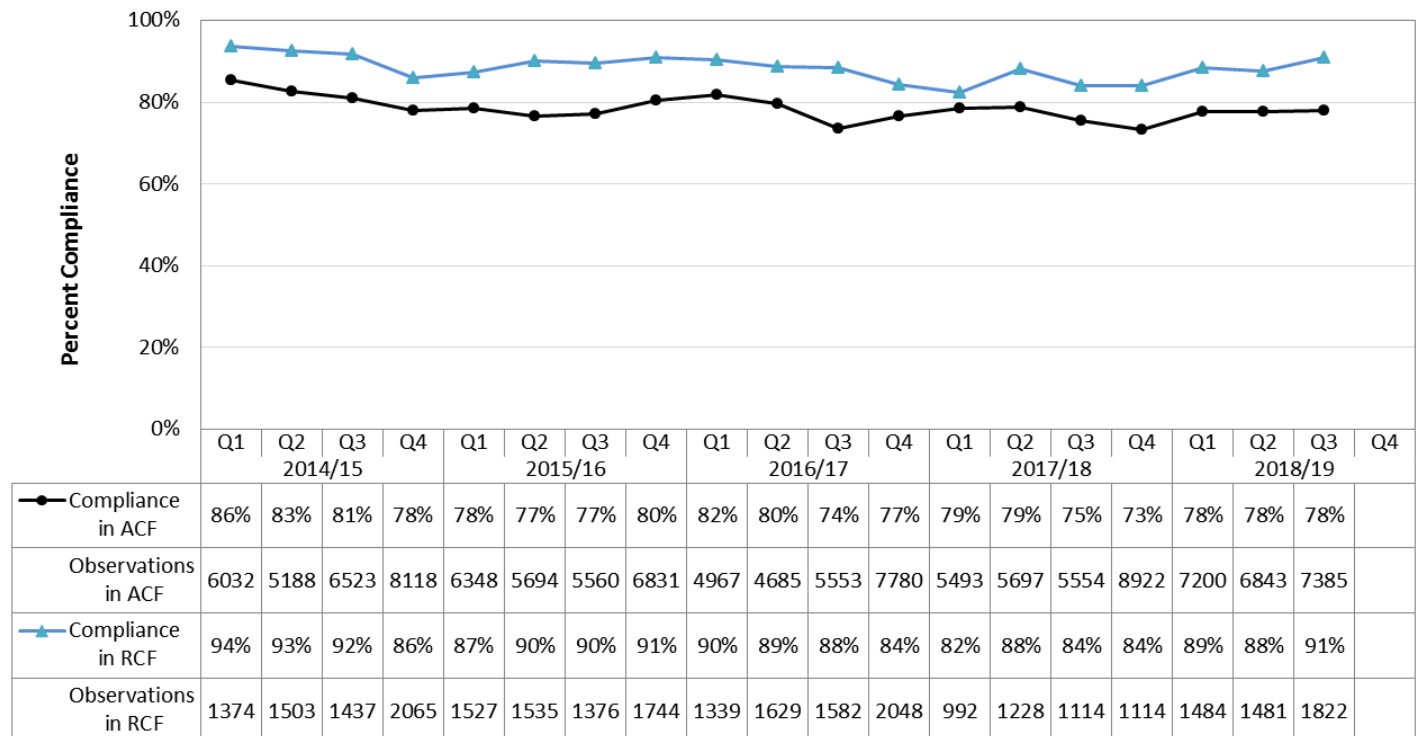


Figure 6. Overall hand cleaning compliance in acute care facilities (ACF) and residential care facilities (RCF) in Northern Health by quarter and year, 2014/15 – 2018/19

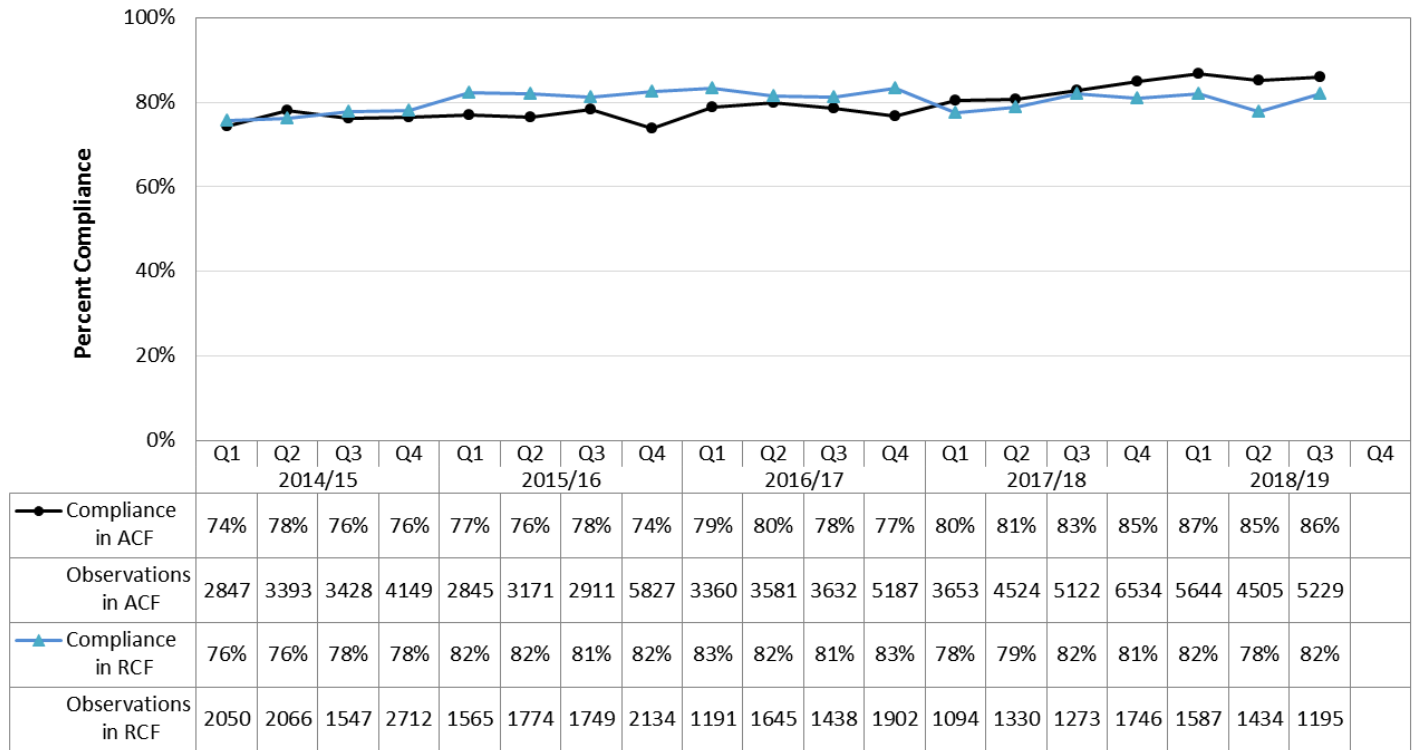
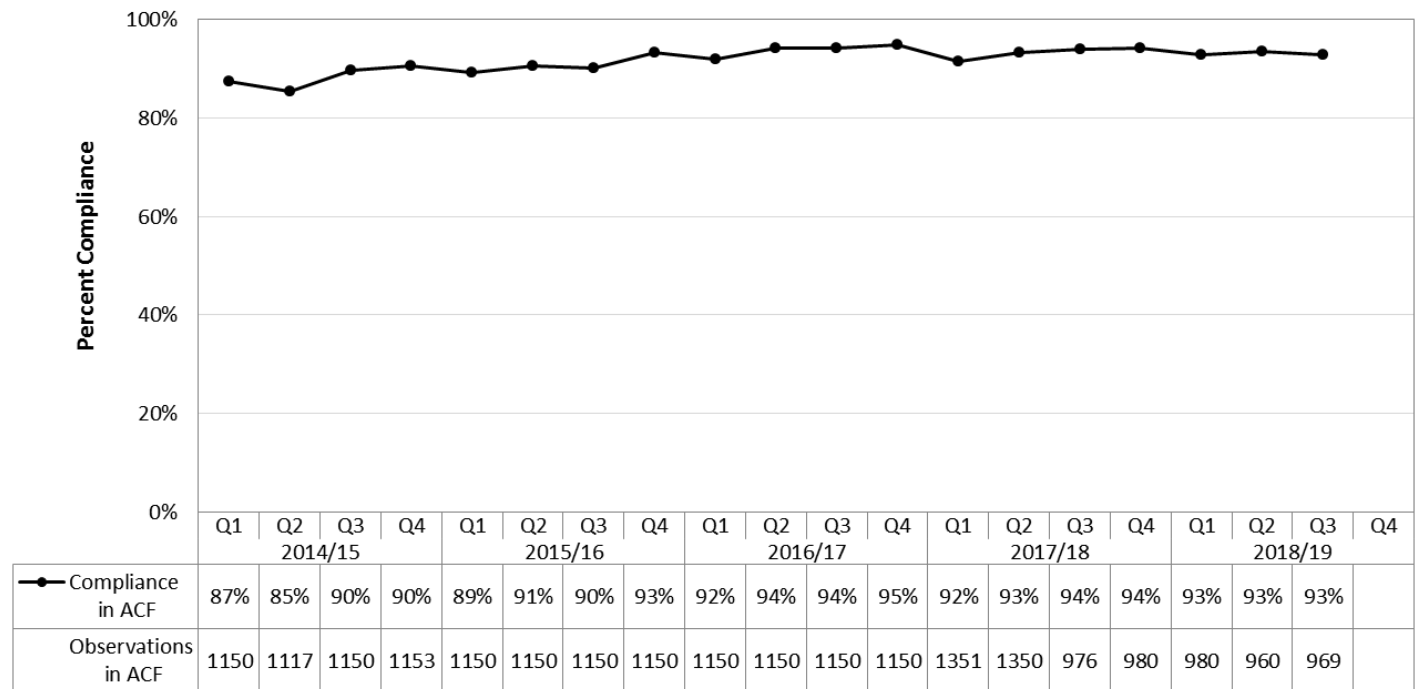


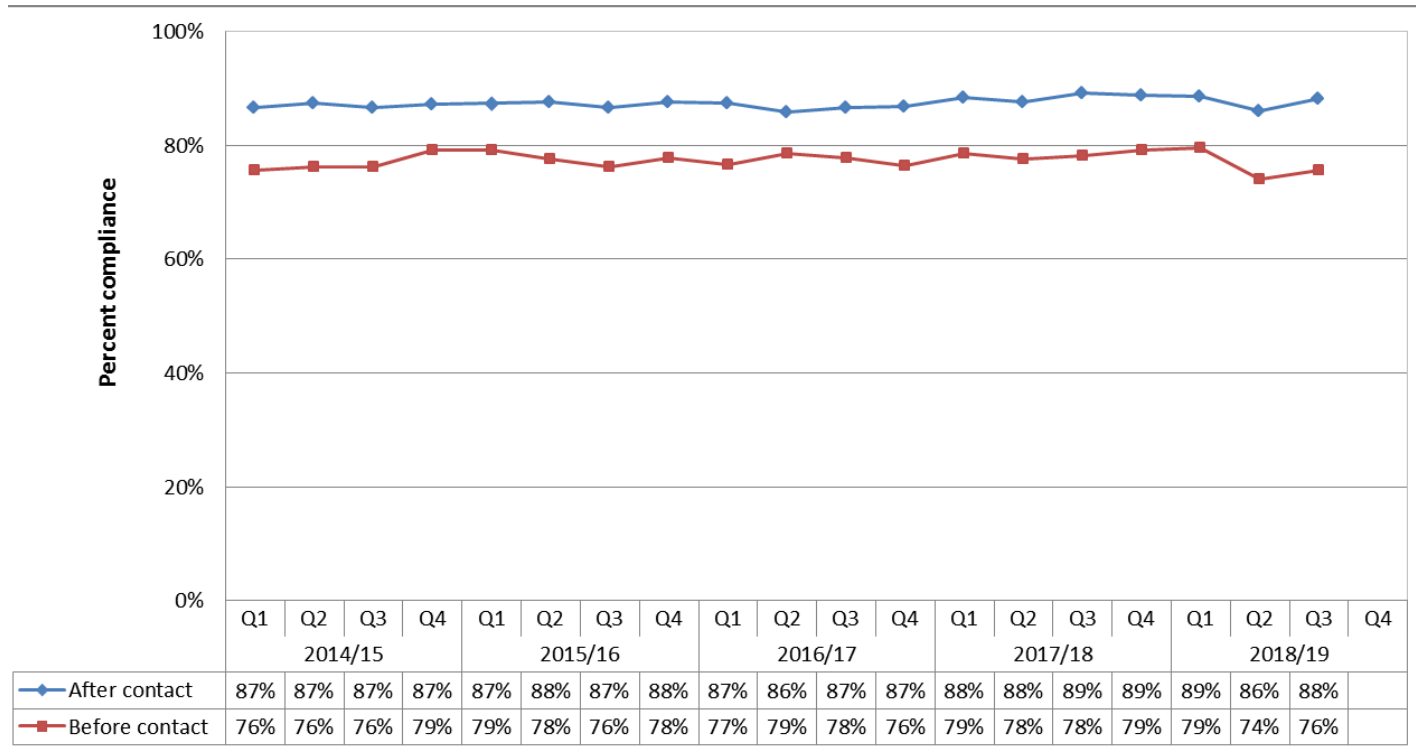
Figure 7. Overall hand cleaning compliance in acute care facilities in Provincial Health Services Authority by quarter and year, 2014/15 – 2018/19



Audit data from BC Cancer – Vancouver Center were included. There are no residential care facilities owned or operated by Provincial Health Services Authority

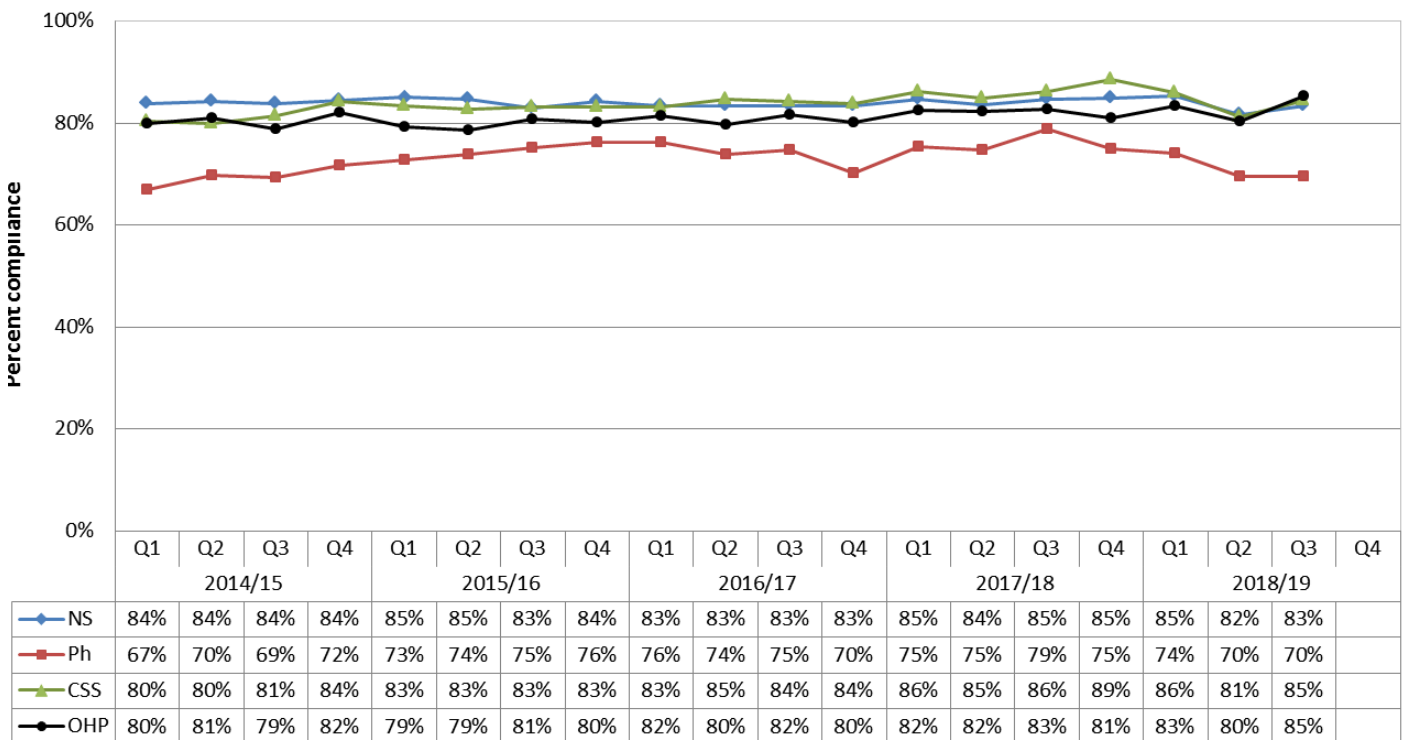
C. Hand cleaning compliance in acute care facilities

Figure 8. Overall hand cleaning compliance in acute care facilities by moment of contact, 2014/15 – 2018/19



Before contact includes the moments before contact with the patient or the patient’s immediate environment (e.g. around their bedside). After contact includes the moments after contact with the patient or the patient’s immediate environment (e.g. around their bedside)

Figure 9. Provincial hand cleaning compliance in acute care facilities by healthcare provider group, 2014/15 – 2018/19



NS: Nursing staff; Ph: Physicians; CSS: Clinical support services; OHP: Other healthcare providers

This report was created by the
Provincial Hand Hygiene Working Group of British Columbia (PHHWG)
and
Provincial Infection Control Network of British Columbia (PICNet)

Questions about this report may be sent to:

Provincial Infection Control Network of BC (PICNet)
1001 West Broadway, Suite 504
Vancouver, BC V6H 4B1
Tel: 604-875-4844 x 22985
Fax: 604-875-4373
Website: www.picnet.ca
Email: picnet@phsa.ca